

**TATA STEEL**

 WeAlsoMakeTomorrow

**TATA**  
**PRAVESH**

# INTO YOUR WORLD

A COLLECTION OF DOORS AND WINDOWS



# CONTENTS

DOORS .....	03
WINDOWS.....	22
OTHER OFFERINGS.....	34
VIRTUAL SHOWROOM.....	38
FAQS.....	39
WORKPLACE SAFETY MEASURES.....	41
TATA PRAVESH PIONEERS.....	42

**DISCLAIMER:** Shades and textures of the products are for illustrative purpose only. For best understanding, please refer shade card or take product demo at our experience centres.



# DOORS

HIGHEST SECURITY. MAXIMUM BEAUTY.

# YOUR SECURITY IS A DOOR AWAY



A journey to a house starts with its door. A perfect door not only sets the tone for the rest of the house but also provides security for your loved ones.

## NOT EVERY DOOR MATCHES YOUR NEEDS

A door needs to fulfill all your requirements and expectations. But not all doors can do that. Sometimes, that required strength is missing. Sometimes, they are not a thing of beauty. And sometimes, they are damaged by termite, water or sunlight.

## DID YOU KNOW?

### BURMA TEAK

- Not easily available
- Lacks quality
- Gets easily damaged by water or sunlight

### NEEM

- Gets easily damaged by water or sunlight

### GAMAR

- Lacks great quality
- Not termite-resistant

### AKASH MONI

- Not as strong as it is claimed
- Lacks great quality
- Is not termite-resistant

### SAL

- Very costly
- Not termite-resistant

# WHAT IT TAKES TO MAKE A WOODEN DOOR

The process of making a wooden door is complicated and not transparent. There is no check for quality or price.

There is inconvenience and the process has multiple hassles. Wooden doors harm the environment by contributing to the problem of excessive deforestation.

**While the entire world prefers beautiful and safe metal doors, 80% doors in India are still made of wood!**

## WOOD PANEL DOORS



8 STEPS, 6 POINTS OF CONTACT, NO CHECK FOR QUALITY

# THE PROMISE OF TATA PRAVESH DOORS

Complete Door Solution | Free Delivery & Contactless Installation\*



## STRENGTH\*

Tata Pravesh doors are 4 times more secure than wooden doors\*



## TERMITE-RESISTANT

Tata Pravesh doors are made of steel which is naturally resistant to termites



## VALUE FOR MONEY

Superior products at reasonable prices



## MAINTENANCE-FREE

Tata Pravesh doors are 7 times more resistant to warpage than wooden doors\*



## LONGEVITY

Tata Pravesh doors have 5 years warranty on paint and polish whereas the paint and polish on wooden doors\* fade away in 2-3 years



## MANY DESIGNS TO CHOOSE FROM

Wide array of styles that enhances every modern home decor



## WEATHER-PROOF

High quality of steel lasts long and endures every weather condition



## ENVIRONMENT FRIENDLY

100% recyclable and saves trees



## HIGH QUALITY FINISH

The finish of Tata Pravesh doors is 12 times superior to wooden doors\*



## FIRE-RESISTANT

Since Tata Pravesh doors are made of steel they automatically resist fire



## 2 STEPS, 1 EXPERT

STEP 1



MEASUREMENT

STEP 2



INSTALLATION

## GETTING YOUR TATA PRAVESH DOOR IS MUCH EASIER

Forget the 8 steps and 6 points of contact in wooden doors. Choose your door and leave the rest to Tata Steel!

\*Conditions apply

Let our expert guide you through this journey 1-800-4199-200

The above has been tested as per IS4020  
 \*Note: Leaf size: 1.951 sq. m.  
 Frame size: 0.883 sq. m.  
 Cost per sq. m.: ₹70  
 Type of wood: Teak

# WHY TATA PRAVESH?

Tata Pravesh doors have passed the test of strength, durability and beauty. Tata Pravesh gives you more than you need.

WHAT YOU WANT	FLUSH /PLYWOOD DOORS	TATA PRAVESH DOORS
TERMITE-RESISTANT	Termite infestation likely in moisture	Tata Pravesh doors are made of Steel which is naturally resistant to termites
NO SEASONAL SHRINKAGE/EXPANSION	Changes shape in moisture /heat. Making it harder to open and close!	Doesn't bow with change in temperature
DOESN'T SWING /MAKE SOUND	Butt hinges easily worn away!	Ball bearing hinges take 2 times more weight and work 8 times longer
STRONG MATERIAL	Easily broken/cut - even by a hammer!	4 times stronger
BRANDED LOCK AT THE RIGHT PRICE	Lock must be purchase and installed!	Branded locks and accessories with warranty
VARIETY OF BEAUTIFUL DESIGNS	Beauty at cost of security and strength	Many designs to choose from with the strength of steel
POLISH DOESN'T PEEL OFF	Polish needed every 2 - 3 years for look, to save from water and sunlight	UV resistant, powder-painted with heat technology – 5 year warranty!

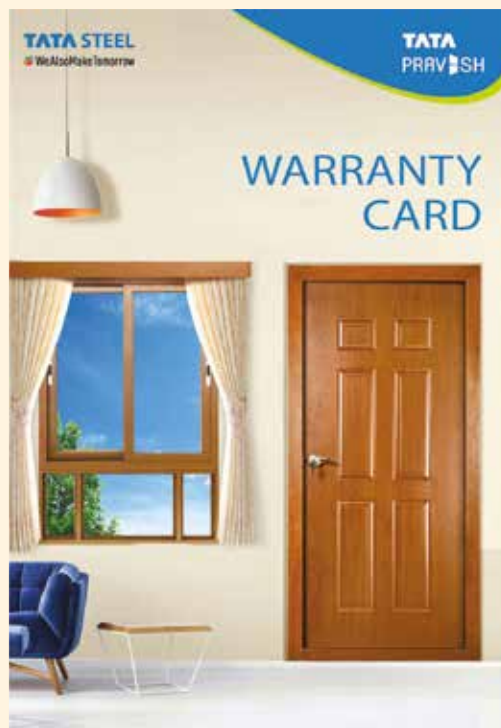


# UNBEATABLE SECURITY WITH UNPARALLELED QUALITY



## 5 YEARS WARRANTY

- Manufacturing defects and termite infestation\*
- Accessories
- Colour and texture fading



Product warranty is applicable  
on our windows range too

\*Conditions apply

# CHOOSE TATA PRAVESH. CHOOSE PEACE OF MIND.

Find your Tata Pravesh door as per your desire. Choose the type of door based on where you want to install it.

FOR YOUR MAIN ENTRANCE, WE RECOMMEND OUR EXTERNAL DOORS	FOR YOUR BEDROOM DOORS, KITCHEN DOORS ETC. WE RECOMMEND OUR INTERNAL DOORS
	
<b>2</b>	<b>1</b>
LEVER LOCK + SECONDARY LOCK	KNOB/LEVER
INCLUDED	NOT INCLUDED
<b>TOWER BOLT LOCKS PEEPHOLE</b>	

**NOTE:** For usage in Bathrooms, plain wood and plain steel finish doors can be provided with an addition of SS box type kickplate at the bottom.

# EMBOSSED WOOD FINISH DOOR

## FEATURES

- Embossed doors are available in 4 designs and 5 wood grain finishes
- Suitable for external use with 46mm thick shutter, 2 strong tower bolts, lever lock system and a peephole to ensure complete security
- Secondary lock also included in external doors for heightened security

## SHADES



Sun Teak  
(B0401)



Lava Teak  
(B0201)



Trunk  
Mahogany  
(R0201)



Nest  
Mahogany  
(R0401)



Burgundy  
Teak  
(B2201)

## ACCESSORIES

SS Tower Bolt, SS Door Stopper, SS Hinges, Bump Ons, Shims, Hole Caps, Anchor Bolt, Lever Lock, Peephole (for external door), Secondary Lock (for external door)

**NOTE:** Architrave and threshold available on request

## MODELS

Classic, Classic Pro, Interio, Interio Pro



# EMBOSSED RANGE

---

Embossed wood finish doors are available in 4 design



WAVE  
E32



COAST  
E01



RIPPLE  
E05



SHELL  
E18

# PLAIN WOOD FINISH DOOR

---

## FEATURES

- Plain wood finish doors are suitable for both external and internal use e.g. bedroom, kitchen, balcony etc.
- Secondary lock also included in external doors for heightened security
- Available in 5 wood grain finishes

## SHADES



Sun Teak  
(B0401)



Lava Teak  
(B0201)



Trunk  
Mahogany  
(R0201)



Nest  
Mahogany  
(R0401)



Burgundy  
Teak  
(B2201)

## ACCESSORIES

SS Tower Bolt, SS Door Stopper, SS Hinges, Bump Ons, Shims, Hole Caps, Anchor Bolt, Lever Lock, Peephole (for external door), Secondary Lock (for external door)

**NOTE:** Architrave and threshold available on request

## MODELS

Classic, Classic Pro, Interio, Interio Pro




# PLAIN STEEL FINISH DOOR

---

## FEATURES

- Plain steel finish doors are available in 2 attractive non-wood finish textures.
- These doors are for internal use and can be installed in bedroom, kitchen, balcony or used as utility doors

## SHADES



Forest Brown  
(RAL8017)



Snowflake  
White  
(RAL9010)

## ACCESSORIES

SS Tower Bolt , SS Door Stopper , SS Hinges, Bump Ons, Shims, Hole Caps, Anchor Bolt, Lever Lock

**NOTE:** Architrave and threshold available on request

## MODELS

Interio, Interio Pro



# FLY MESH DOOR

## FEATURES

- High quality and rust proof fly mesh to keep insects at bay without obstructing the flow of breeze
- Safety grill also offered in the mesh shutter for additional security
- Available with Embossed and Plain wood finish doors

## SHADES



Sun Teak  
(B0401)



Lava Teak  
(B0201)



Trunk  
Mahogany  
(R0201)



Nest  
Mahogany  
(R0401)



Burgundy  
Teak  
(B2201)

## ACCESSORIES

SS Tower Bolt, Lever Lock, Door stopper, SS Hinges, Bump Ons

**NOTE:** Architrave and threshold available on request

## MODELS

Deluxe, Deluxe Pro



# DOUBLE LEAF DOOR

## FEATURES

- Offered as external doors, suitable for main entrance.
- Available in Embossed and Plain Wood Finish.
- Safety grill also offered in the mesh shutter for additional security.
- Also offered with single mesh shutter (upto 1200 mm width) to keep insects at bay without obstructing the flow of breeze.
- Available in equal door shutters only.

## SHADES



Sun Teak  
(B0401)



Lava Teak  
(B0201)



Trunk  
Mahogany  
(R0201)



Nest  
Mahogany  
(R0401)



Burgundy  
Teak  
(B2201)

## ACCESSORIES

SS Tower Bolt, SS Door Stopper, SS Hinges, Bump Ons, Shims, Hole Caps, Anchor Bolt, Lever Lock, Peephole (on the active shutter), Secondary Lock

**NOTE:** Architrave and threshold available on request

## MODELS

Royal, Royal Pro, Supreme, Supreme Pro





# DOOR WITH DIGITAL LOCK

## FEATURES

- Designed for modern homes for enhanced security needs
- Available for single leaf external doors only in Plain Wood and Embossed Wood Finish.
- Free installation and 1 year warranty on the lock with option for extension

### Access

- Password
- Mechanical Key

### Locking

- Auto Locking Mode
- Manual Locking Mode
- Privacy Mode

### Alarms

- Low Battery Alarm
- Fire Detection Alarm
- Lock Detection Alarm
- Intrusion Alarm

### Smart Features

- Anti-Theft Password
- Volume Control
- Intrusion Detection System
- Universal Handed Operation
- Drained Battery Quick Fix
- Admin Control
- Emergency Exit

## DESIGN

Applicable for embossed finish:  
Wave (E32), Ripple (E05), Coast (E01), Shell (E18)

## SHADES



Sun Teak  
(B0401)



Lava Teak  
(B0201)



Trunk  
Mahogany  
(R0201)



Nest  
Mahogany  
(R0401)



Burgundy  
Teak  
(B2201)



## ACCESSORIES

Butt hinge, Door stopper, 2 Tower bolts, Digital lock (only for main door), External lock (only for double rebate mesh door), Peep hole, Metal anchor bolts, Plastic shims, Bump ons

**NOTE:** Available in North India only

# REFLECTIONS NATURA SERIES

Choice of 6 unique wood-finish doors in classic and contemporary styles. 6 lock designs in 2 different finishes to match design of shutter. Matching door handles, tower bolts and door stopper.

Design code: NS 01



Design code: NS 02



Design code: NS 03



Design code: NS 04



Design code: NS 05



Design code: NS 06



## ACCESSORIES



Optio | FUME



Argus | FUME



Atelier | FUME



Siera  
HAMILTON GOLD



Atelier  
HAMILTON GOLD



Secondary Lock | FUME



Vitra | FUME

Euro Cylinder  
FUME (FM)  
HAMILTON GOLD (HG)



Mortise lock



Peephole



Secondary Lock | GOLD

## MODELS

Reflections, Reflections Pro, Reflections INT

**NOTE:** Architrave and threshold available on request.  
Reflections doors available only in single leaf and single rebate.  
For best understanding of design and colour, please refer shade card.

# LOCK OPTIONS

**DORSET  
(MLIP06SC)**  
[EXTERNAL  
DOOR LOCK]



**DORSET  
(MLIP07SC)**  
[EXTERNAL  
DOOR LOCK]



**DORSET  
(MLIP112)**  
[SECONDARY  
LOCK - DEFAULT  
WITH ALL  
EXTERNAL DOORS]



**RYOBI  
(CONCEALED  
FLUSH BOLT)**  
[EXTERNAL DOOR -  
DOUBLE LEAF]



**DORSET  
(HLIP07SC)**  
[INTERNAL DOOR]



**DORSET  
(MLSLP07SS)**  
[INTERNAL DOOR]



**DORSET  
(ML124 FM)**  
[REFLECTIONS DOOR]



**DORSET  
(ML124 HG)**  
[REFLECTIONS DOOR]



**DORSET  
(DG 504 MGM)**  
[EXTERNAL DOOR -  
DIGITAL LOCK]\*

\*Available in North India only



**DORSET  
(MLKEDIA06SC)**  
[EXTERNAL DOOR -  
KERALA ONLY]



# STANDARD DOOR SIZES

(in mm)

DOOR STANDARD SIZES								
WIDTH	HEIGHT							
	1950	2050	2057	2100	2134	2287	2375	2439
760			✓	✓	✓		✓ #	✓
900		✓		✓				
915	✓		✓		✓	✓	✓ #	✓
990							✓ #	✓
1000		✓		✓				
1050	✓		✓	✓				
1067			✓		✓	✓	✓ #	✓
1100				✓				
1200			✓	✓	✓	✓	✓	✓

Embossed doors available in widths greater than 850 mm

#Not available for Reflections Door.

DOUBLE LEAF DOOR STANDARD SIZES						
WIDTH	HEIGHT					
	2062	2100	2134	2287	2375	2439
925	✓					
1000	✓					
1077	✓					
1200		✓	✓			
1524			✓	✓ *	✓ *	✓
1830			✓	✓ *	✓ *	✓
2134				✓ *	✓ *	✓

\*Selectively available. Please confirm availability with your sales executive.

**NOTE: The sizes mentioned are for the wall opening to be created for product installation**

# ONE-STOP-DOOR-SOLUTION

Tata Pravesh doors come with all required infills and branded accessories.





# WINDOWS

BREATHTAKING VIEW. ETERNAL BEAUTY.

# TYPES OF WINDOWS PREVALENT

Classification based on material

## WOODEN WINDOW



### CONSUMER ISSUES

- Prone to termite attack
- Not resistant to weather and water
- High maintenance as polish wears off in few years
- Warpage

## STEEL PRESSED WINDOW



### CONSUMER ISSUES

- Not aesthetic
- Not easy to clean
- Prone to corrosion


## ALUMINIUM WINDOWS



### CONSUMER ISSUES

- Tracks of window are difficult to clean
- Frame is manually joined and has gaps that causes water seepage
- Rollers are not long lasting
- Not water proof and sound proof
- Springs of lock are not of good quality
- Low thermal insulation

## UPVC WINDOW









### CONSUMER ISSUES

- Friction stays make casement window difficult to operate
- Window surface may get damaged with continuous exposure to sunlight



# YOUR NEED AND MORE

Tata Pravesh windows give the same security, strength and beauty, like a Tata Pravesh Door.

WHAT YOU WANT	WOODEN WINDOW	TATA PRAVESH WINDOWS
 <b>TERMITE-RESISTANT</b>	Prone to termite attack	Metal is naturally resistant to termite
 <b>STRONG MATERIAL</b>	Easily broken /cut- even by a hammer!	4 times stronger
 <b>SEEPAGE RESISTANT</b>	Not resistant to water seepage	Resistant to water seepage
 <b>EASY TO CLEAN</b>	Not easy to clean	Easy to clean
 <b>DURABLE</b>	High maintenance as polish wears off in few years	Highly durable*
 <b>WEATHER-PROOF</b>	Due to weather fluctuations, the shape of window changes	Resistant to any such changes

\*Conditions apply

# WHAT DOES A 4X4 WINDOW COST FOR THE MATERIAL YOU WANT?

Cost of the frame	<b>Together use 16 - 25 sq. ft. wood</b>	6,000 - 2,2000
Cost of the shutter		basis material
Cost of the lock		100 - 500
Glass	<b>Cost of accessories</b>	
Hinges		
Handle		750 - 2,500
Bolts		
Others		
Cost of painting/polishing		750 - 2,500
Cost of labor		500 - 2,500
<b>Total cost of the window</b>		<b>₹ 8,000 – 30,000</b>



# SWING & SLIDE WINDOW

---

## PRODUCT HIGHLIGHTS

- First-of-its-kind window with a dual swing and slide functionality and offers upto 95% clear opening
- Made with galvanized steel with a UV resistant pure polyester powder coating
- Easy to clean with special channel design to flush out rain water/dust
- Fitted with twin gas springs to withstand high wind pressure and dampen any rattling sound
- PU foam gasket to prevent rainwater seepage and better thermal insulation

## SHADES




Forest Brown  
(RAL8017)




Sun Teak\*  
(B0401)



Lava Teak\*  
(B0201)



Trunk  
Mahogany\*  
(R0201)



Nest  
Mahogany\*  
(R0401)

\* Decorative Frame Only

## INCLUDED ACCESSORIES

Clear Float Glass, SS Hinges, Gas Spring , Shims, Hanging Rollers, Brass Handles, Brass Tower Bolts With SS Plates decorative frame, safety grill and retractable and collapsible mosquito net (optional), Tinted glass (optional)

## MODELS

Vista, Vista Plus



# SLIDING ALUMINIUM WINDOW

---

## PRODUCT HIGHLIGHTS

- Sliding windows made of 6063 T5/T6 Grade virgin or non-recycled aluminium of higher sheet thickness for both strength and durability
- 5mm toughened glass and metal profiles to withstand wind pressure
- Leakage proof rubber gaskets which offer better thermal insulation
- Powder coating of 60-80 microns for excellent finish

## SHADES



Sun Teak  
(B0401)



Lava Teak  
(B0201)



Trunk  
Mahogany  
(R0201)



Nest  
Mahogany  
(R0401)



Forest Brown  
(RAL8017)



Snowflake White  
(RAL9010)

## INCLUDED ACCESSORIES

Toughened Glass, SS304 Mesh Shutter, Spring Lock, PVC Latch Handle

## MODEL

Canvas

## EAST & NORTH INDIA



## SOUTH & WEST INDIA




# CASEMENT WINDOW

## PRODUCT HIGHLIGHTS

- Available in 7 wood finish shades and 2 RAL shades
- Hinged shutters with clear float vision glass and grill
- High quality, retractable and collapsible mosquito net (East & North India)/ mesh Shutters (West & South India) also available to keep insects at bay  
Karatachi, tinted and frosted are other glass options available


## SHADES




Sun Teak  
(B0401)




Lava Teak  
(B0201)



Trunk  
Mahogany  
(R0201)




Nest  
Mahogany  
(R0401)



Burgundy Teak\*  
(B2201)

Not applicable for South India.

\*Available only in West & South India



(B)

For West & South India only.



(K)



Forest Brown  
(RAL8017)



Snowflake White  
(RAL9010)

## INCLUDED ACCESSORIES

Clear Float Glass, Safety Grill, SS Hinges, SS/Bakelite Handles, Tower Bolt Stopper

## MODELS

Pebble Super, Pebble Ultima (South & West India), Pebble super Neo, Pebble Ultima Neo, (North & East India)  
Pebble 4K Basic, Pebble 4K (South & West India)



# WINDOW WALL OPENING SIZES

(in mm)

CASEMENT WINDOW				
WIDTH	HEIGHT			
	762	1219	1400*	1524
457	✓	✓		✓
500			✓	
914	✓	✓		✓
1000			✓	
1219	✓	✓		✓
1500			✓	
1524		✓		✓
1674		✓		✓
2000			✓	

\* Only available for Pebble Super, Pebble Ultima, Pebble Pro, Pebble Max, Pebble 4k Basic, Pebble 4k

SLIDING WINDOW				
WIDTH	HEIGHT			
	762	1219	1524	1674
914	✓	✓	✓	
1219	✓	✓	✓	
1524		✓	✓	
1674		✓	✓	✓

SWING & SLIDE WINDOW				
WIDTH	HEIGHT			
	1219	1524	1830	
914	✓	✓		
1219	✓	✓		✓
1524	✓	✓		✓
1830	✓	✓		✓

**NOTE: The sizes mentioned are for the wall opening to be created for product installation**

# ACCESSORIES



CSK PHILIP HEAD SCREWS



ANCHOR PLUGS



SS BUTT HINGES



SHUTTER CORNER BRACKETS



GLASS RUBBER BEDDING (U-TYPE)



PLASTIC SHIMS



SELF-TAPPING CSK PHILIP HEAD SCREWS



OUTER FRAME HANDLE CAP



TOWER BOLT WITH POWDER COATING



SHUTTER FRAME HANDLE CAP



STOPPER



NYLON ANCHORS



LATCH HANDLE

# OTHER OFFERINGS

---



# DOOR WITH VENTILATOR

## FEATURES

- An aesthetic offering for covering larger wall openings. Allows more light and ventilation inside rooms
- This combination is available for door with 100 mm frame only.
- The ventilators are offered in both openable/fixed format and come with clear float glass and safety grills
- Available with single leaf doors only


## DESIGN

Applicable for Embossed Finish:

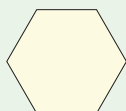
Wave (E32), Ripple (E05), Coast (E01), Shell (E18)

## SHADES

RAL Shades:



Forest Brown  
(RAL-8017)



Snowflake  
White  
(RAL-9010)

Wood Finish Shades:



Sun Teak  
(B0401)



Lava Teak  
(B0201)



Trunk  
Mahogany  
(R0201)



Nest  
Mahogany  
(R0401)



Burgundy  
Teak  
(B2201)

## STANDARD SIZES

Ventilator height 457 mm

<b>Width</b>	760	915	1050	1067	1200	1219	1524	1674
<b>Height</b>	457	457	457	457	457	457	457	457

## MODELS

Emerald (North & East India), Shell (South & West India)



# FRENCH DOOR

## FEATURES

- An aesthetic solution with beauty of window and functionality of a door allowing light and ventilation inside the house
- Fully foldable with 97% opening. Shields against strong winds, is leakage proof and offer sound insulation upto 45 db
- Suitable for lawn opening, balcony, patio, as garage door or room partition

## DESIGN

Executive: Openable 5mm clear float glass + collapsible mesh + grill with optional features like 6mm toughened glass, sun ban/tinted glass

## EXECUTIVE



## SHADES

RAL Shades:



Forest Brown  
(RAL-8017)



Snowflake  
White  
(RAL-9010)

## ACCESSORIES

SS hinges, gas springs, gaskets, 3 way mortise lock, concealed tower bolt, mesh, grill

## MODELS

Model	Description
Lumiere Pro	French Door Executive + Grill + Mesh

## STANDARD SIZES

WIDTH	HEIGHT		
	2134	2440	2285
1525	✓	✓	✓
1830	✓	✓	✓
2134	✓	✓	✓
2440	✓	✓	✓

# MODEL DEFINITION

## DOORS

MODEL	DESCRIPTION
Classic	External Single Leaf Solid Door with 100 mm Frame
Classic Pro	External Single Leaf Solid Door with 152.4 mm Frame
Deluxe	External Single Leaf Solid Door + Single Mesh Shutter with 170 mm Frame
Deluxe Pro	Single Leaf Solid Door + Single Mesh Shutter with 170 mm Frame + Grill
Interio	Internal Door with 100 mm Frame
Interio Pro	Internal Door with 152.4 mm Frame
Royal	External Double Leaf Solid Door with 100 mm Frame
Royal Pro	External Double Leaf Solid Door with 152.4 mm Frame
Supreme	External Double Leaf Solid Door + Single Mesh Shutter with 170 mm Frame
Supreme Pro	External Double Leaf Solid Door + Single Mesh Shutter with 170 mm Frame + Grill
Reflection	External Single Leaf Solid Reflections Door with 100 mm Frame
Reflection Pro	External Single Leaf Solid Reflections Door with 152.4 mm Frame
Reflection INT	Internal Single Leaf Solid Reflections Door with 100 mm Frame

## WINDOWS

MODEL	DESCRIPTION
Pebble super	Casement Window with 100 mm Frame (South & West India)
Pebble Ultima	Casement Window with 170 mm Frame + Mesh (South & West India)
Pebble super neo	Casement Window with 100 mm Frame (North & East India)
Pebble Ultima neo	Casement Window with 170 mm Frame + Mesh (North & East India)
Pebble Slide	Sliding (2.5 Track) Window with 95x44 mm Frame (WINS)
Pebble 4K	Casement Window + Mesh (South & West India)
Pebble 4K Basic	Casement Window with 72x55 mm Frame (4k Series) without Mesh (South & West India)
Canvas	Sliding window (2.5 track)
Vista	Swing & Slide Window + Decorative Frame + Grill
Vista Plus	Swing & Slide Window + Decorative Frame + Grill + Mosquito Net






## VENTILATORS

MODEL	DESCRIPTION
Emerald	Openable Ventilator with 100 mm Frame + Grill (North & East India)
Shell	Fixed ventilator with 100 mm frame + Grill (South & West India)

# VIRTUAL SHOWROOM



## FEATURES

-  Immersive Store Experience
-  Download Brochures
-  Complete Product Range
-  Purchase Enquiry
-  Product Trial through Augmented Reality

Experience the stunning range of Tata Pravesh doors and windows from the comfort of your home - Scan to explore!



# FAQs



## What are the different variants of steel doors available?

Tata Pravesh doors are available in three variants: Embossed Wood Finish, Plain Wood Finish, and Plain Steel Finish.



## What is the right size of the wall opening to be kept to install Tata Pravesh door?

The wall opening will depend on the chosen door size from among the sizes illustrated.



## How do I get the Tata Pravesh door installed?

Tata Pravesh door will be installed by a trained installation team. You may fix the date and time of installation of the door with the dealer.



## What is the cost of installation?

Installation service is provided free of cost.



## How long will it take for my door to get delivered?

The delivery time will vary as per availability and location and needs to be discussed with the dealer at the time of purchase.



## How should my door be stored before fitting?

It is suggested that the door should be delivered at the time of installation to prevent any damage to the door. In case the delivery of door is taken before the scheduled installation, the door should be kept flat on a raised surface. No heavy object should fall on the door.



## How do I change the lock on my door?

The lock will be installed by the trained installation team during door installation. In case you wish to change the lock in the future, you may contact your dealer or call at the toll free number 18004199200.



## Can extra lock be installed?

Doors with option for extra lock can be made available on request.



## How do I fix a nameplate on the door?

To fix a nameplate on your Tata Pravesh door, please specify the need for fixing it at the time of booking so holders can be ordered or please fix it with a VHB (very high bond) tape. Please install it with the help of our installation team. Fixing it yourself or with a local person is not recommended.



## Will a Tata Pravesh door rust?

Tata Pravesh door will not rust as long as the outer coating of the door remains intact.



## Will the finish of the door peel off or get spoilt?

The finish of the door is factory engineered and will not get spoilt unless the door comes in contact with harsh chemical or a heavy object which can destroy the outer coating of the door.



## Will the door get dented or cracked?

Although Tata Pravesh door is made from high quality steel, it may get dented with rough use.



## Can I paint the door?

Painting the door will remove the wood finish of the door. Hence, for the elegant look and natural wood finish, it is advised not to paint the door.



# WITH TATA PRAVESH, YOUR RELATIONSHIP WITH TATA STEEL GROWS STRONGER

## DON'T FORGET TO COLLECT YOUR RECEIPT FROM THE DEALER

Ensure that you leave the correct space in wall for installation as per door/window chosen and do not install a wooden frame



Free Delivery & Contactless Installation\* ☎ 1-800-4199-200  
Let our expert guide you through this journey.



Scan the QR code to order online on [aashiyana.tatasteel.com](https://aashiyana.tatasteel.com)

# TATA PRAVESH WORKPLACE SAFETY MEASURES

We take the safety of our customers, employees and service partners very seriously. Which is why, we follow strict safety protocols at every step of manufacturing, delivery and installation. We offer free\* delivery and contactless installation for our products.



**TEMPERATURE SCREENING OF ALL PERSONNEL**



**MANDATORY USE OF PPE- FACE MASK GLOVES ETC.**



**TRAINED TEAM FOR CONTACTLESS AND SAFE SERVICE**



**FREQUENT WASHING OF HANDS WITH SOAP/USE OF HAND SANITIZERS**



**SANITIZATION OF TOOLS ETC. BEFORE AND AFTER INSTALLATION**



**STRICT SANITIZATION PROTOCOLS AT MANUFACTURING PLANTS AND DEALER OUTLETS**



\*T&C apply

# MEET THE TATA PRAVESH PIONEERS



## GYANENDRA KUMAR, PATNA

“Tata Pravesh doors and windows require no maintenance and have warranty. The superior branded lock system ensures that the keys can never be duplicated. Tata Pravesh doors and windows have made my home truly beautiful.”



## KANTA RANGHI, ROHTAK

“Tata Pravesh doors don't bend or shrink during monsoon like wooden doors and are termite-proof. I no longer have to face the hassle of calling a carpenter.”



## CHANCHAL KUMAR DAS, KOLKATA

“Using Tata Pravesh external door for my main entrance has spared me the cost of a separate collapsible gate. The best thing is that I won't have to spend time and money on polishing these steel doors.”



## ROHTASH SINGH, BHIWANI

“Tata Pravesh doors are way better than wooden doors in terms of quality, strength and security. Now I can go for holidays with complete peace of mind.”



## BHARATBHAJ KESHAVLAL, AHMEDABAD

“When you are choosing a Tata Pravesh steel door, you are making an environment-friendly decision. You are saving trees by not using wooden doors.”



## SHIVASHANKAR DHOTRAD, HUBLI

“Tata Pravesh steel doors look as beautiful as a wooden door. Nobody can tell that these doors are not made of wood. With a 5-year-warranty for manufacturing defects, these doors are the best alternative to wooden doors.”



\*Scan the QR codes to watch their stories

# TATA PRAVESH

\*T&C apply

[www.tatapravesh.com](http://www.tatapravesh.com)



Join us on tatapravesh

Free Delivery & Contactless Installation\*



1-800-4199-200



95133 05027

SEPTEMBER  
2022